

# Mining Scissor Lifts



Built tough for harsh environments

**Safetech Designed, Australian Made**

# 4WD Mounted EWP



## Light weight, high reach, small footprint

The pictured Elevated Work Platform is used for underground mining maintenance. It has a vertical travel of 3400mm to provide access to equipment requiring inspection, repair or replacement.

It improves accessibility for hard to reach places. Due to the vehicles size, integration between the scissor, stabilisers and the existing vehicle was paramount as the base weight of the vehicle had little impact on its stability.

Our scissor lifts are durable. So far, they have all outlived the famously robust Toyota Landcruiser 4WD's they are mounted on.

### Features:

- Stabilisers
- Triple scissor high reach
- Easy-to-use, stainless steel control panels
- Onboard control system
- 300kg capacity



3400mm of vertical travel



Robust construction



Personnel safety



User-friendly lift controls

# Underground Maintenance EWP



## Harsh environments require durable solutions

Elphinstone's WR810 mounted Safetech single scissor EWP perfectly demonstrates the standard of design expected of any Safetech product.

As the original equipment manufacturer, Elphinstone purpose built the WR810 with the Safetech EWP specifically for underground mining maintenance. The platform dimensions and details were considered to work with the vehicles articulating chassis and systems.

### Features:

- 5000kg capacity
- 4200mm lift height
- Twin side access gate
- Removable rear section for loading
- Heavy duty handrail and fall protection



# Heavy Rigid Mining EWP



## When Size Matters

Safetech's latest high-tech EWP combines the skills of Safetech's lifting solutions team with Scania's specialised vehicles division to produce a market leading EWP with unparalleled performance and features.

Used to maintain excavators on mining sites, its capable of lifting 1500 kgs of equipment and workers.

Self-levelling stabilisers for easy setup on the uneven terrain typically encountered on many mining sites.

The platform can traverse 3m from the rear of the truck at any elevation. This improves access and reduces the need to tightly position the truck next to the excavator.

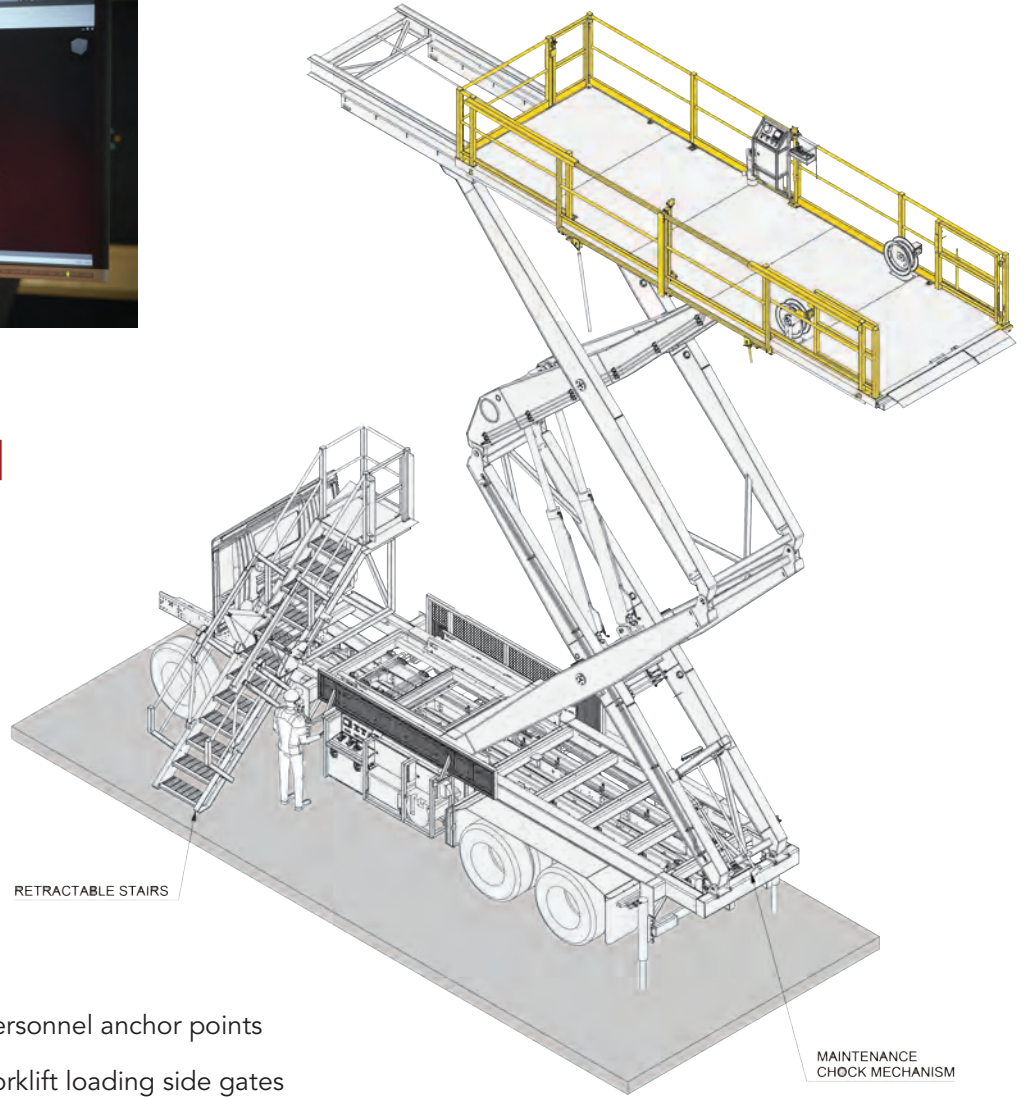

Integrated fold out stairs provide easy safe access to the 7.5m platform that can be side loaded by forklift.

Custom designed to handle harsh mining environments

These features are combined with remote diagnostics to ensure maximum efficiency with minimum downtime.



# Design



## Safetech Designed

The Safetech engineering team used its experience in vertical lifting to design this EWP from the ground up.

Other platforms have been designed before. But due to the scale and complexity of this unit, extensive testing and refinements were required to arrive at the final product.

## Feature Highlights

- 11m of height
- Personnel anchor points
- 3m traversing platform
- Forklift loading side gates
- Double scissor configuration
- 1500kg capacity

## Traversing Platform

This feature enables the customer to efficiently bridge the gap between platform and equipment without lowering. In this instance, the client receives the benefits of both the larger working platform and capacity of a scissor lift, with the reach and precision of a boom arm.



# Features



## The Truck

The Scania P380 XT was chosen as the truck to carry the EWP.

The XT range provides features that help it endure the harsh Australian conditions in which it will operate, including:

- High air intake,
- Headlamp protection,
- Upgraded front bumper
- Durable power-train.



## Access

When compressed, access to the platform is achieved by the tailor made electric powered retractable stairs.

The lower half of the stairs retract to a vertical position seamlessly and silently to sit within the footprint of the vehicle.

Dedicated controls on the base unit close to the stairs ensures a safe and calculated decent.



## Platform

The workable platform space (excluding the stair landing) is 7.5m long and 2.4m wide. Providing ample space to load materials with room to spare for workers to maneuver and carry out their tasks without leaving equipment back at ground level.

### Components installed include:

- Air hose for easy tool connection
- Mobile control station
- Work lights
- Tie down and anchor points



# Controls



## Operation

With every application, Safetech considers the user operation as much as its core functionality. This EWP is no different.

With a custom intuitive control system that can be used with minimal training, both the base station and platform controls provide a trustworthy hub for safe and efficient operation.

Manual operation from the override panels allows full control in every situation



## Smart Control System

The user gains valuable real-time monitoring and operation information through the smart management system.

From the operations screen at either the base station or platform controls, important information such as stabiliser pressures, truck angle, platform status and other critical reports can be seen.

This system can be remotely accessed with an internet connection for diagnostic and analytical purposes.



## Stabilisers

The EWP incorporates 4 chassis mounted stabilisers maintaining a compact footprint.

The final EWP design prevented the need for outboard extending outriggers.

The stabilisers are self levelling with the option of manual operation.



# Mining Maintenance Scissor

**Heavy capacity vibratory feeder change-out scissor with powered drive**



**Capacity:** 8000kg

**Platform:** 3000 x 3000mm

**Travel Height:** 1300mm compressed  
4300mm extended

## Features:

- Custom heavy capacity scissor specifically designed for a particular vibratory feeder change out.
- Remote control with raise/lower and forward/back functions
- Powered traversing base and 15kW onboard power unit.
- This unit turned a multiple day change out process into a few hours





# Trolley Scissor



**Custom vibratory feeder change out unit with integrated work platform.**

**Capacity:** 5000kg

**Platform:** 3500 x 2500 x 2000mm

**Travel Height:** 1600mm

## Features:

- Bi-directional trolley wheel setup, allowing travel on multiple sets of tracks.
- Onboard lithium batteries provide mobility to the unit, with the electric over hydraulic system providing power for scissor raise and lower, extend, retract and drive of traverse travel wheels.
- Hydraulic jacking points to interface vibratory feeder
- Collapsible handrail around vibratory feeder unit
- Remote control



# Mobile Base Double Scissor



This unit was used for maintenance purposes, aiding in the removal of lagging and augers from precipitators.

**Capacity:** 1000kg

**Platform:** 1300 x 1200mm

**Overall Height:** 2230mm

## Features:

- Dual speed to allow for two raise/lower speeds (fast, creep) with 2 stage button pendant for aligning parts.
- Castor base with dolly for positioning of table.
- 240v single phase socket to power the lift table.
- No trailing lead
- Turntable top used for aligning parts being removed or replaced.

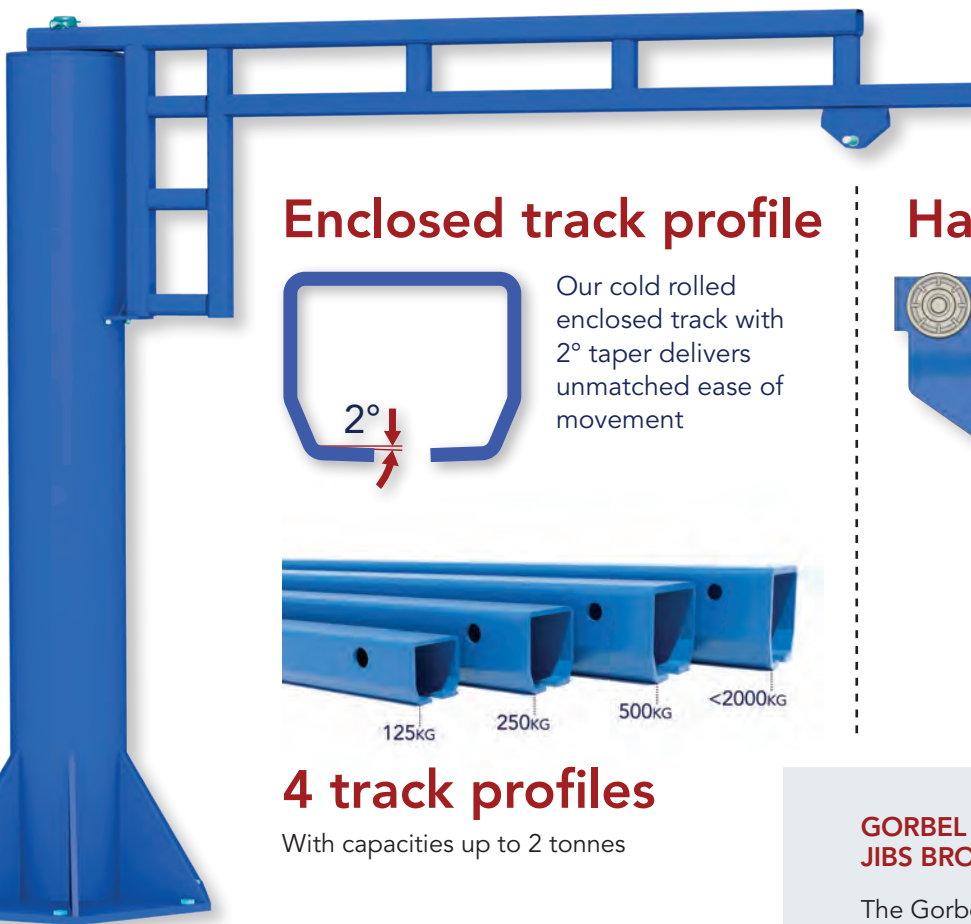


# Gorbel Bridge & Jib Cranes

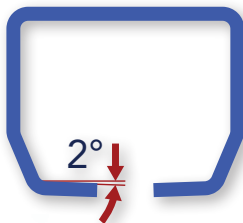


## Easy movement and load positioning

Gorbel workstation bridge or jib crane systems are the perfect companion in any assembly, parts or processing facility.



### Enclosed track profile




Our cold rolled enclosed track with 2° taper delivers unmatched ease of movement



### 4 track profiles

With capacities up to 2 tonnes

### Hardware



Gorbel hardware is precision engineered to match our track system.

Trolleys are designed to match our cold rolled profile.



Our patented DURACOMP 4 wheels feature the same 2° taper as our track, delivering ultra smooth operation & unparalleled durability.

## Fast, Reliable, Responsive

The worlds best overhead lifting & handling solutions

### GORBEL CRANES & JIBS BROCHURE

The Gorbel workstation bridge & jibs brochure contains more detail about our flexible, adaptable free standing & ceiling mounted systems



# Workstation Lift Tables



## Safetech adjustable workstation

Safetech have over 5000 lift tables working hard across Australia on all types of work-sites.

They are helping to support healthy and dynamic working practices by enabling workers to adjust their working height.

We design, specify and build each table to the highest quality and to suit each individual application.



## A wide range of customisations

- Tandem scissors for longer platforms
- Double scissors for higher travel
- Turntable top for efficient load repositioning
- Mobile base with dolly handles or fork sockets for easy relocation
- Super high cycle configurations for repetitive tasks
- Safety skirts and barriers
- 16mm welding base
- Onboard airlines and twin power sockets mounted under platform edge within protective shroud
- Heavy capacity options
- Custom platform sizes
- Industrial enamel paint finish standard
- Stainless steel top for clean room applications
- Plus much more.....



[safetech.com.au](http://safetech.com.au)

39-45 Della Torre Road, Moe Victoria 3825

t: 1800 674 566

e: [sales@safetech.com.au](mailto:sales@safetech.com.au)